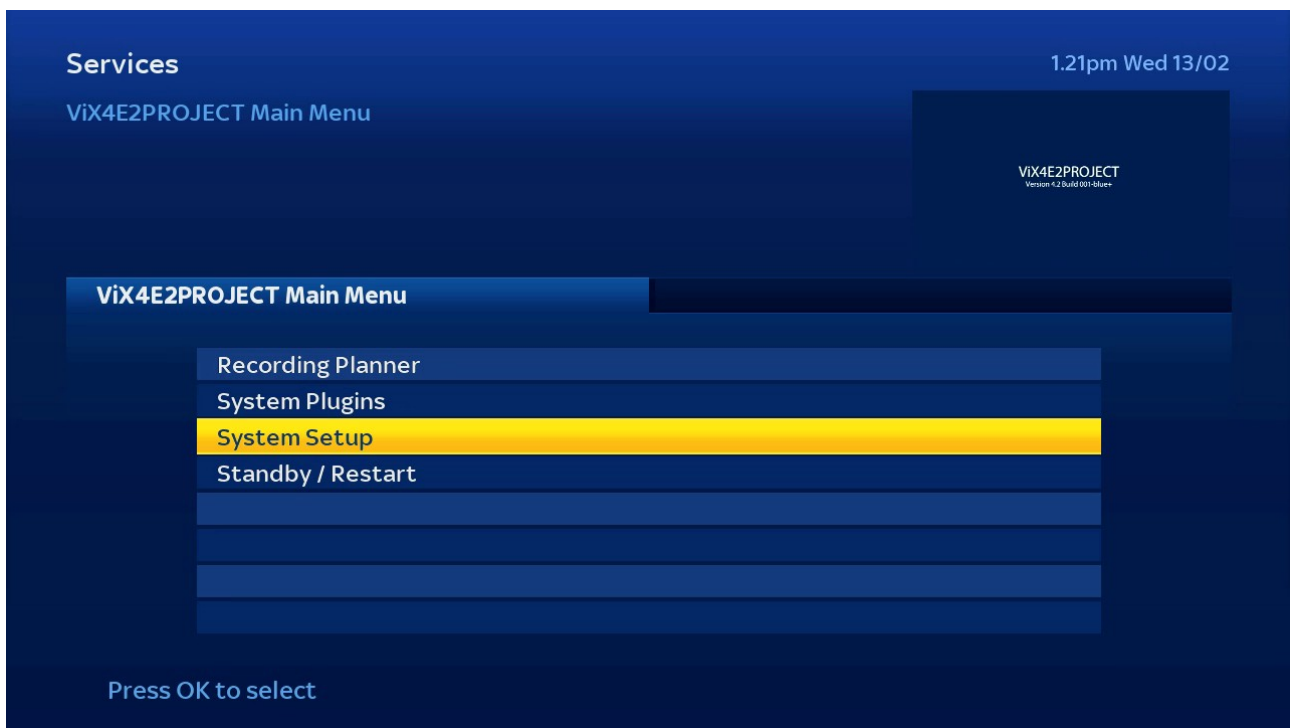


## ENIGMA2 LISTINGS

---



**1.) WITH NO MENUS ON SCREEN PRESS MENU ON YOUR REMOTE CONTROL. USING THE ARROW BUTTONS HIGHLIGHT 'System Setup' AND PRESS THE OK BUTTON**



**2). USING THE ARROW BUTTONS SCROLL ALL THE WAY DOWN TO 'Storage Devices' (IT'S A PAGE DOWN) AND PRESS THE OK BUTTON. IF 'Storage Devices' IS NOT LISTED RE-INSERT YOUR USB**

---



**3). USING ARROW BUTTON HIGHLIGHT 'Initialisation' AND PRESS THE OK BUTTON**

---




**4). THIS SCREEN WILL SHOW YOU THE NAME OF YOUR USB DEVICE (YOURS MAY HAVE A DIFFERENT NAME. PRESS THE OK BUTTON**

---

Model: TOSHIBA(TransMemory)  
Capacity: 15.518 GB  
Bus: External

ViX4E2PROJECT  
Version 4.2 Build 001-Blue\*

 Initialise

**5). PRESS THE RED COLOURED BUTTON (NEXT TO THE OTHER COLOUR BUTTONS) TO INITIALISE**

---

#### Question



Do you really want to initialise the device?  
All data on the disk will be lost!  
You can continue watching TV etc. while this is running.

yes

no

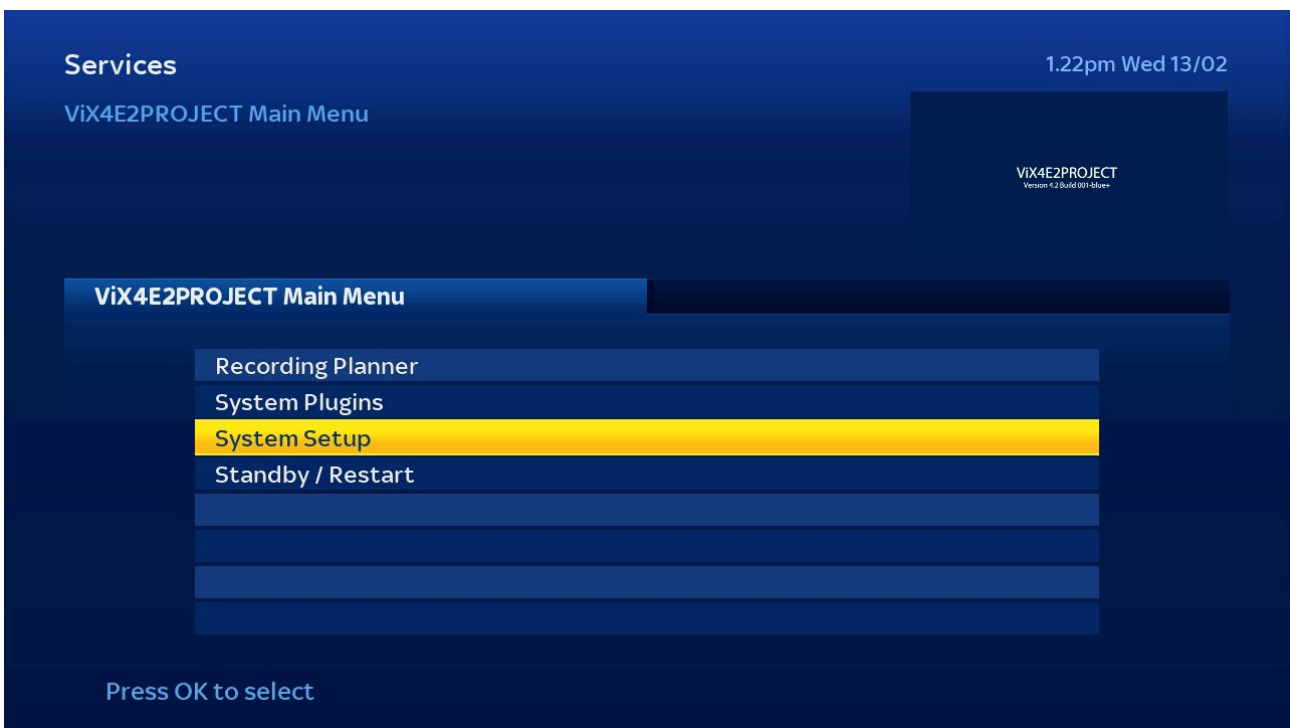
**6). PRESS THE OK BUTTON**

---



**7). WAIT**

---



**8). WHEN COMPLETE PRESS THE MENU BUTTON, USING THE ARROW BUTTONS HIGHLIGHT 'System Setup' AND PRESS THE OK BUTTON**

---



**9). USING THE ARROW BUTTONS HIGHLIGHT 'EPG Settings' AND PRESS OK BUTTON**

---



**10). PRESS OK BUTTON ON 'CrossEPG' (IT SHOULD ALREADY BE HIGHLIGHTED)**

---



**11). PRESS OK BUTTON ON 'Configure' (IT SHOULD ALREADY BE HIGHLIGHTED)**

---



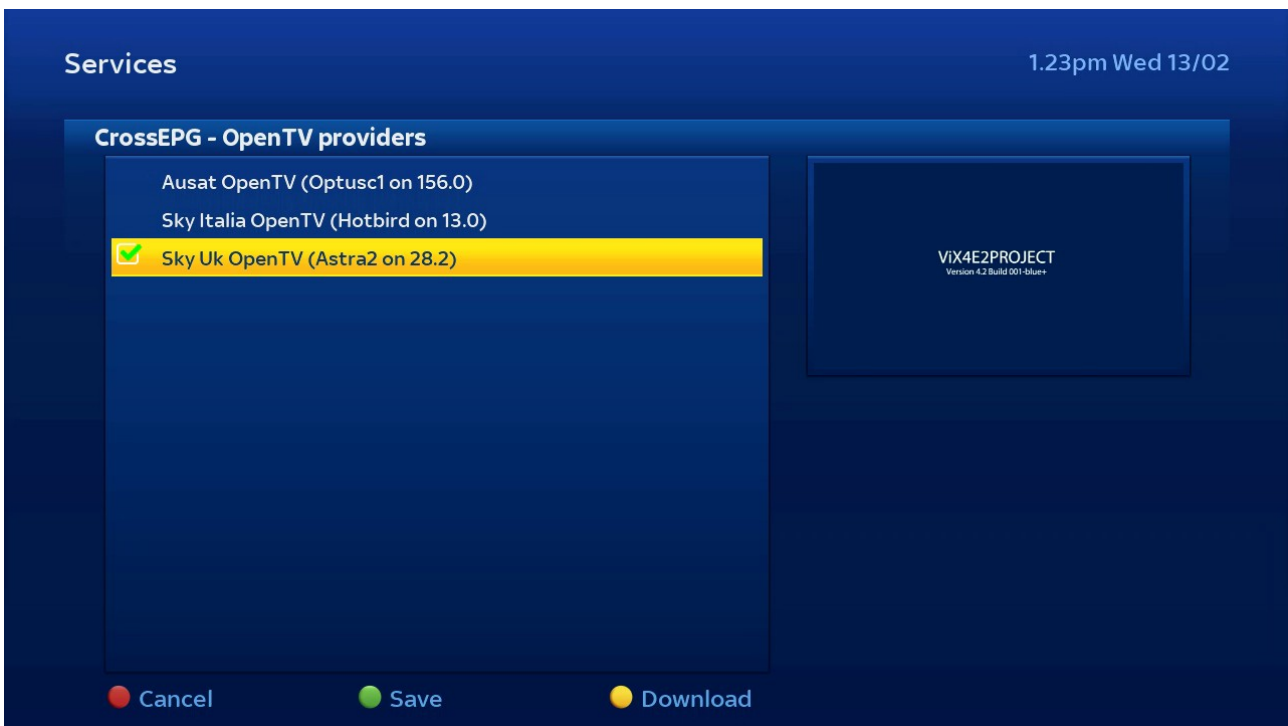
**12). MAKE SURE YOUR SETTINGS ON THIS SCREEN LOOK LIKE THE PICTURE. YOUR 'Storage device' MAY BE DIFFERENT, LEAVE IT. TO CHANGE SETTINGS USE THE ARROW BUTTONS AND WHEN COMPLETE PRESS THE GREEN COLOURED BUTTON**

---



**13). USING THE ARROW BUTTONS HIGHLIGHT ‘OpenTV providers’ AND PRESS THE OK BUTTON**

---



**14). MAKE SURE THERE’S A GREEN TICK NEXT TO ‘Sky Uk OpenTV (Astra2 on 28.2)’. IF NOT USE THE ARROW BUTTONS TO HIGHLIGHT AND PRESS OK TO TICK. PRESS THE GREEN COLOURED BUTTON TO SAVE**

---



**15). USING THE ARROW BUTTONS HIGHLIGHT 'Download now' AND PRESS THE OK BUTTON**

---



**16). WAIT**

---

**WHEN COMPLETE EXIT ALL MENUS. LISTINGS SHOULD BE ON**

**Thanks, Joe**